

# GLOBAL WIND STATISTICS | 2012

11.02.2013

**GWEC**  
GLOBAL WIND ENERGY COUNCIL



**GLOBAL INSTALLED WIND POWER CAPACITY (MW) – REGIONAL DISTRIBUTION**

	End 2011	New 2012	Total (End of 2012)
<b>AFRICA &amp; MIDDLE EAST</b>			
Tunisia	54	50	104
Ethiopia	-	52	52
Egypt	550	-	550
Morocco	291	-	291
Iran	91	-	91
Cape Verde	24	-	24
Other <sup>(1)</sup>	23	-	23
<b>Total</b>	<b>1,033</b>	<b>102</b>	<b>1,135</b>
<b>ASIA</b>			
PR China**	62,364	13,200	75,564
India	16,084	2,336	18,421
Japan	2,536	88	2,614
Taiwan	564	-	564
South Korea	407	76	483
Pakistan	6	50	56
Other <sup>(2)</sup>	109	-	108
<b>Total</b>	<b>82,070</b>	<b>15,750</b>	<b>97,810</b>
<b>EUROPE</b>			
Germany	29,071	2,439	31,332
Spain	21,674	1,122	22,796
UK	6,556	1,897	8,445
Italy	6,878	1,273	8,144
France**	6,792	404	7,196
Portugal	4,379	145	4,525
Denmark	3,956	217	4,162
Sweden	2,899	846	3,745
Poland	1,616	880	2,497
Netherlands	2,272	119	2,391
Turkey	1,806	506	2,312
Romania	982	923	1,905
Greece	1,634	117	1,749
Ireland	1,614	125	1,738
Austria	1,084	296	1,378
Rest of Europe <sup>(3)</sup>	3,815	1,106	4,922
<b>Total Europe</b>	<b>97,028</b>	<b>12,416</b>	<b>109,237</b>
of which EU-27 <sup>(4)</sup>	94,337	11,566	105,696
<b>LATIN AMERICA &amp; CARIBBEAN</b>			
Brazil	1,431	1,077	2,508
Argentina	113	54	167
Costa Rica	132	15	147
Nicaragua	62	40	102
Venezuela	-	30	30
Uruguay	43	9	52
Caribbean <sup>(5)</sup>	271	-	271
Others <sup>(6)</sup>	229	-	229
<b>Total</b>	<b>2,280</b>	<b>1,225</b>	<b>3,505</b>
<b>NORTH AMERICA</b>			
USA	46,929	13,124	60,007
Canada	5,265	935	6,200
Mexico	569	801	1,370
<b>Total</b>	<b>52,763</b>	<b>14,860</b>	<b>67,576</b>
<b>PACIFIC REGION</b>			
Australia	2,226	358	2,584
New Zealand	623	-	623
Pacific Islands	12	-	12
<b>Total</b>	<b>2,861</b>	<b>358</b>	<b>3,219</b>
<b>World total</b>	<b>238,035</b>	<b>44,711</b>	<b>282,482</b>

Source: GWEC

\*\* Provisional Figure

1 Israel, Jordan, Kenya, Libya, Nigeria, South Africa

2 Bangladesh, Indonesia, Philippines, Sri Lanka, Thailand, Vietnam

3 Bulgaria, Croatia, Cyprus, Czech Republic, Estonia, Finland, Faroe Islands, FYROM, Hungary, Iceland, Latvia, Liechtenstein, Lithuania, Luxembourg, Malta, Norway, Romania, Russia, Switzerland, Slovakia, Slovenia, Ukraine.

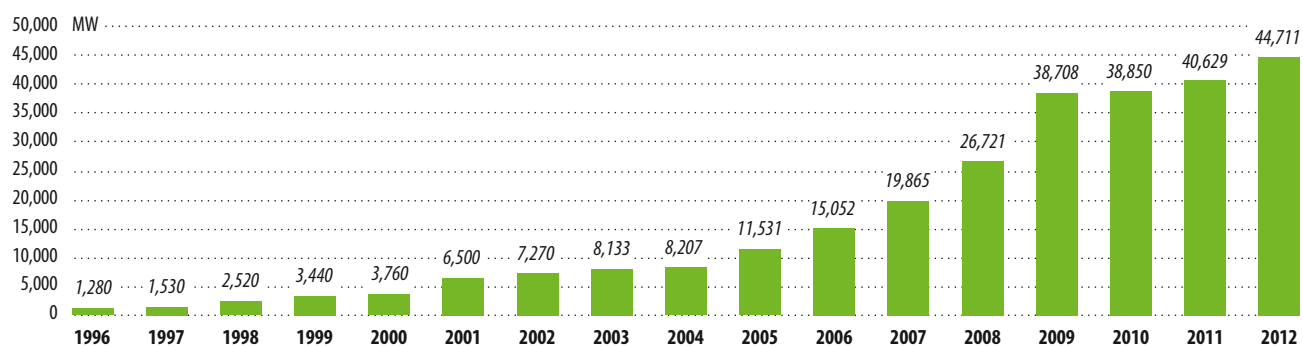
4 Austria, Belgium, Bulgaria, Cyprus, Czech Republic, Denmark, Estonia, Finland, France, Germany, Greece, Hungary, Ireland, Italy, Latvia, Lithuania, Luxembourg, Malta, Netherlands, Poland, Portugal, Romania, Slovakia, Slovenia, Spain, Sweden, UK

5 Caribbean: Aruba, Bonaire, Curacao, Cuba, Dominica, Dominican Republic, Guadalupe, Honduras, Jamaica, Martinique

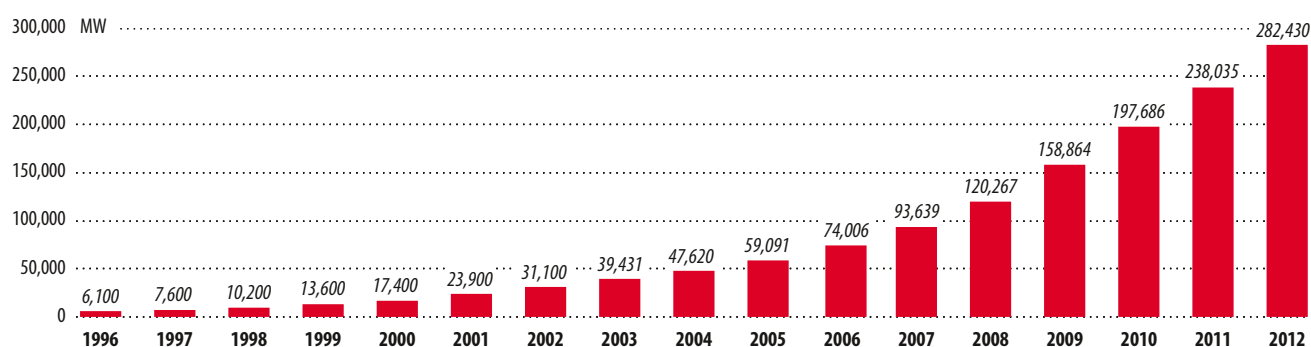
6 Colombia, Chile, Ecuador, Peru

Please note: Project decommissioning of approximately 263 MW and rounding affect the final sums

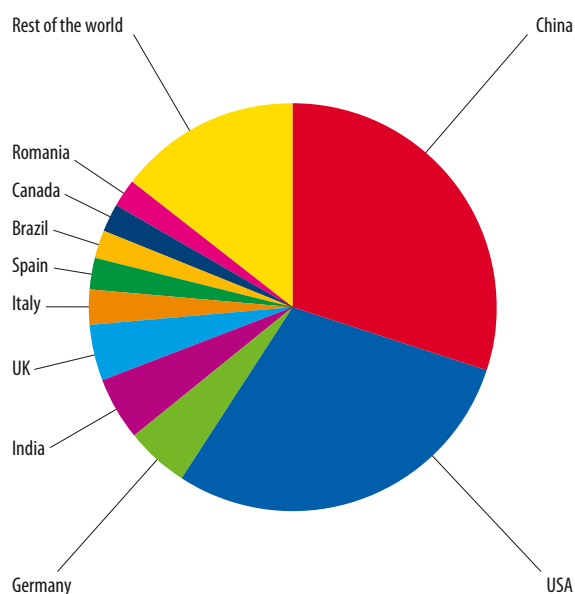
## GLOBAL ANNUAL INSTALLED WIND CAPACITY 1996-2012



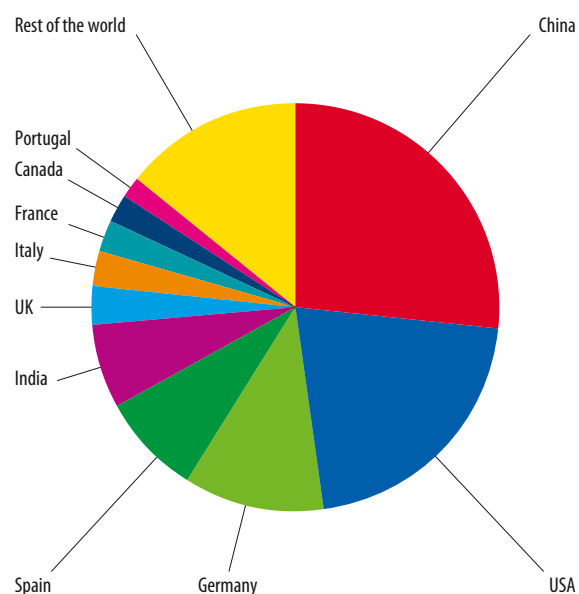
## GLOBAL CUMULATIVE INSTALLED WIND CAPACITY 1996-2012



### TOP 10 NEW INSTALLED CAPACITY JAN-DEC 2012



### TOP 10 CUMULATIVE CAPACITY DEC 2012

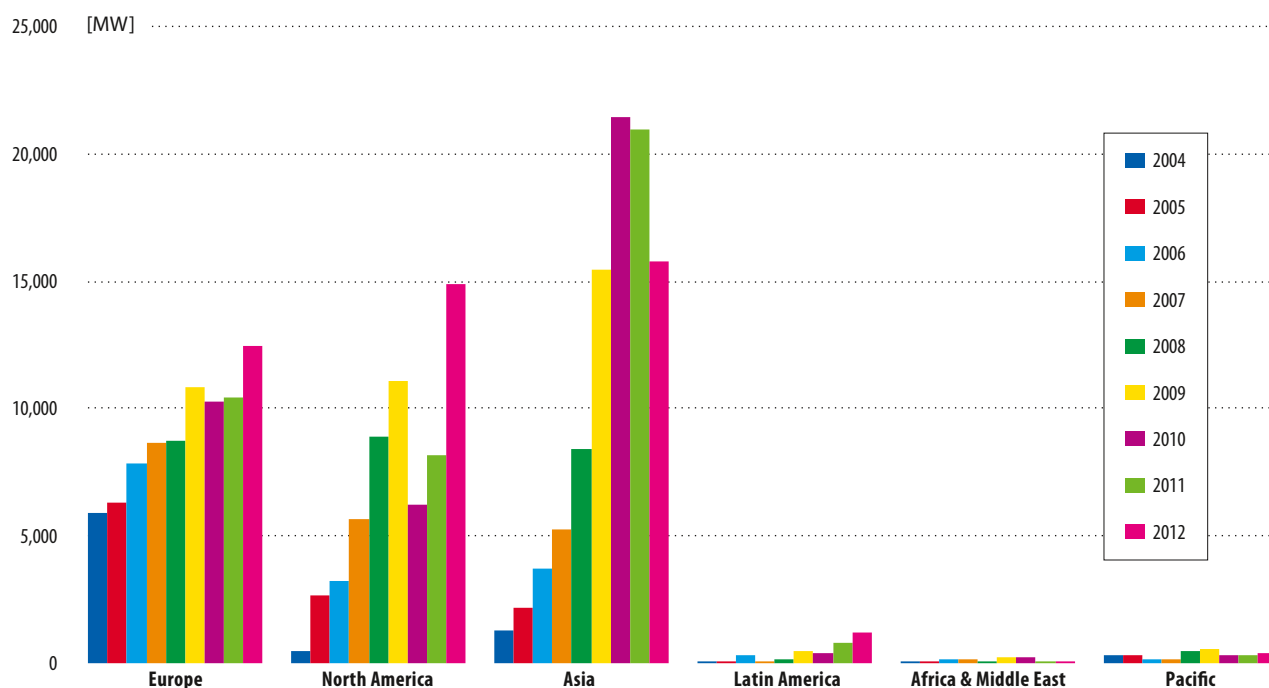


Country	MW	% SHARE
PR China**	13,200	30
USA	13,124	29
Germany	2,439	5
India	2,336	5
UK	1,897	4.2
Italy	1,273	2.8
Spain	1,122	2.5
Brazil	1,077	2.4
Canada	935	2.1
Romania	923	2.1
Rest of the world	6,385	14.3
<b>Total TOP 10</b>	<b>38,326</b>	<b>85.7</b>
<b>World Total</b>	<b>44,711</b>	<b>100.0</b>

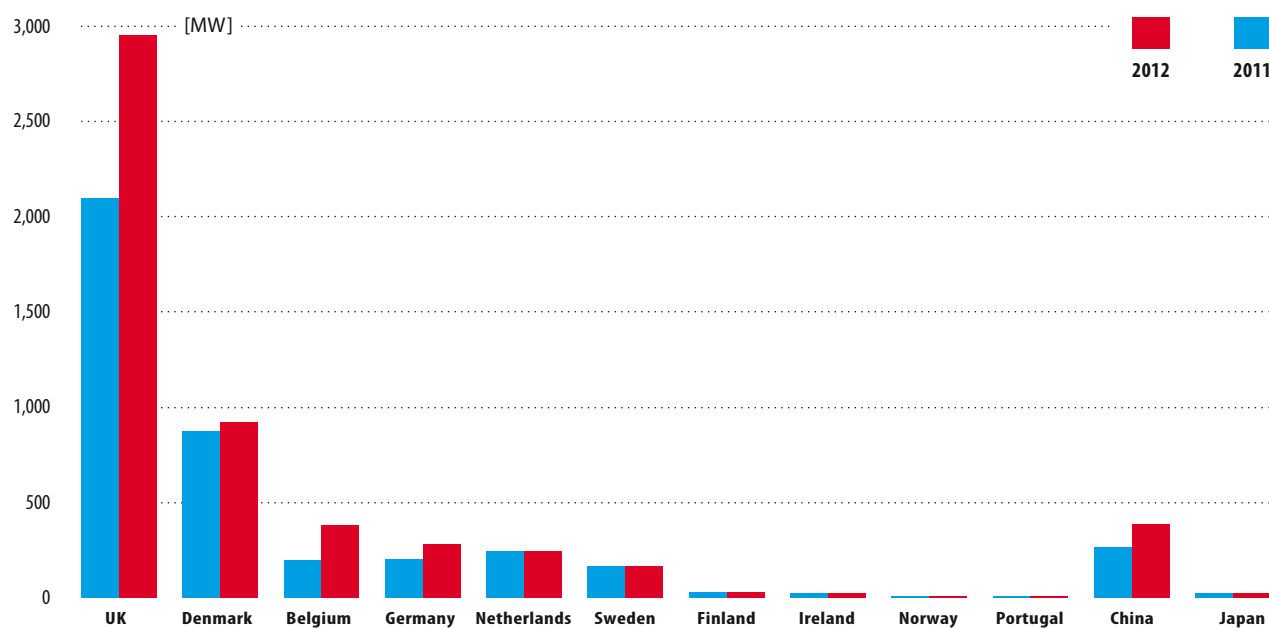
Country	MW	% SHARE
PR China**	75,564	26.8
USA	60,007	21.2
Germany	31,332	11.1
Spain	22,796	8.1
India	18,421	6.5
UK	8,445	3.0
Italy	8,144	2.9
France**	7,196	2.5
Canada	6,200	2.2
Portugal	4,525	1.6
Rest of the world	39,853	14.1
<b>Total TOP 10</b>	<b>242,630</b>	<b>85.9</b>
<b>World Total</b>	<b>282,482</b>	<b>100.0</b>

\*\* Provisional Figure

## ANNUAL INSTALLED CAPACITY BY REGION 2004-2012



## GLOBAL CUMULATIVE OFFSHORE INSTALLED CAPACITY



Offshore (MW)	Total 2011	New 2012	Total 2012
UK	2,093.6	854.2	2,947.9
Denmark	874.3	46.8	921.1
Belgium	195.0	184.5	379.5
Germany	200.3	80.0	280.3
Netherlands	246.8	0.0	246.8
Sweden	163.7	0.0	163.7
Finland	26.3	0.0	26.3
Ireland	25.2	0.0	25.2
Norway	2.3	0.0	2.3
Portugal	2.0	0.0	2.0
PR China	262.6	127.0	389.6
Japan	25.2	0.1	25.3
<b>Total</b>	<b>4,117.3</b>	<b>1,292.6</b>	<b>5,410.0</b>

For more information, please contact:

LAUHA FRIED  
 Communications Director  
 GLOBAL WIND ENERGY COUNCIL

Tel: + 32 2 213 18 98  
 Mob: + 32 477 364 251  
 Email: [lauha.fried@gwec.net](mailto:lauha.fried@gwec.net)

GLOBAL WIND ENERGY COUNCIL  
 Rue d'Arlon 80  
 1040 Brussels, Belgium

